

# 2011-12 PTA Fundraising Survey Monkey Analysis

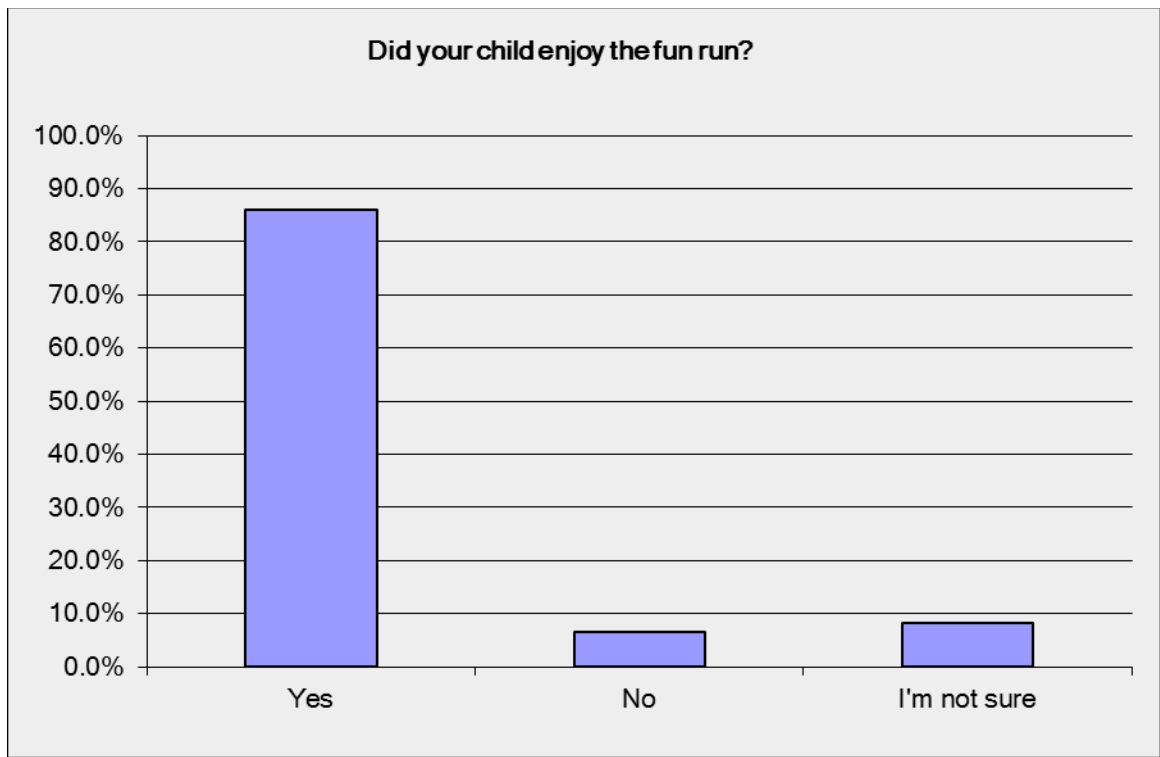
TOTAL RESPONSES STARTED & COMPLETED: 184

Q1: Did your child enjoy the fun run?

Did your child enjoy the fun run?		
Answer Options	Response Percent	Response Count
Yes	85.9%	158
No	6.5%	12
I'm not sure	8.2%	15
Other (please specify)		24
<i>answered question</i>		<b>184</b>
<i>skipped question</i>		<b>0</b>

Other/Detailed Responses: 24

- Positive = 6
- Neutral = 11
- Negative = 7

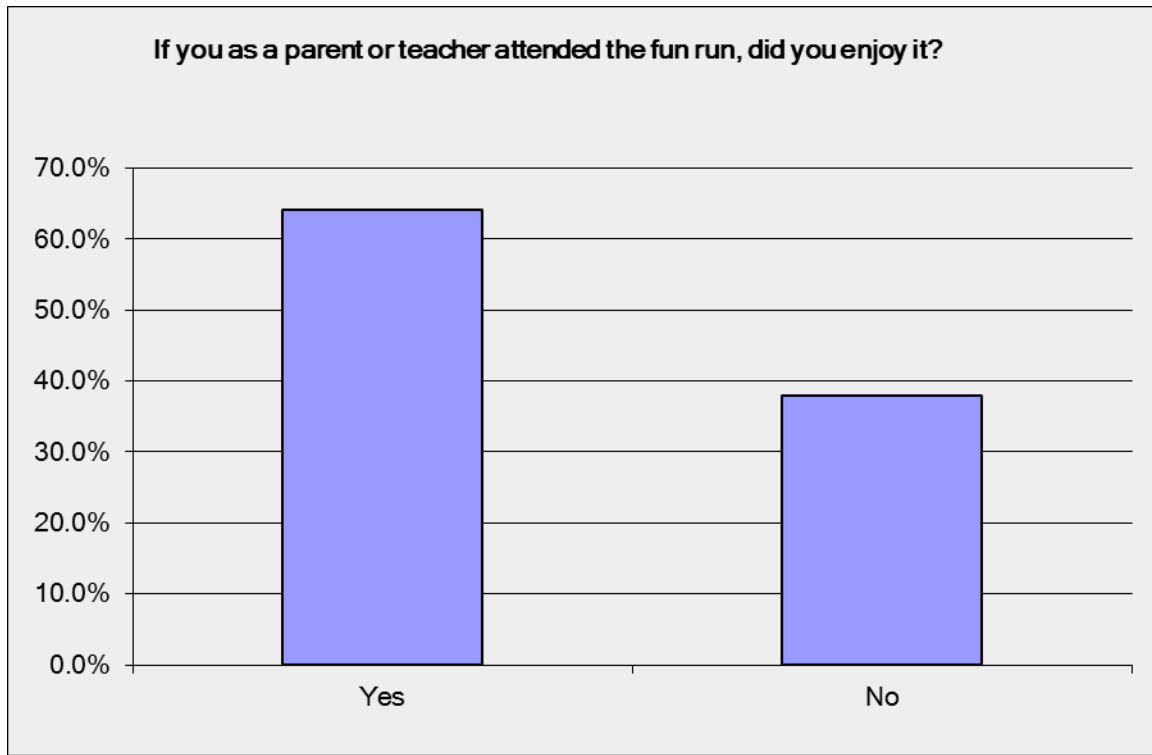


**Q2: If you as a parent or teacher attended the fun run, did you enjoy it?**

<b>If you as a parent or teacher attended the fun run, did you enjoy it?</b>		
<b>Answer Options</b>	<b>Response Percent</b>	<b>Response Count</b>
Yes	64.1%	118
No	38.0%	70
Other (please specify)		63
<b>answered question</b>		<b>184</b>
<b>skipped question</b>		<b>0</b>

Other/Detailed Reponses: 63

- Did Not Attend = 38
- Did Not Participate = 2
- Positive = 7
- Neutral = 7
- Negative = 9

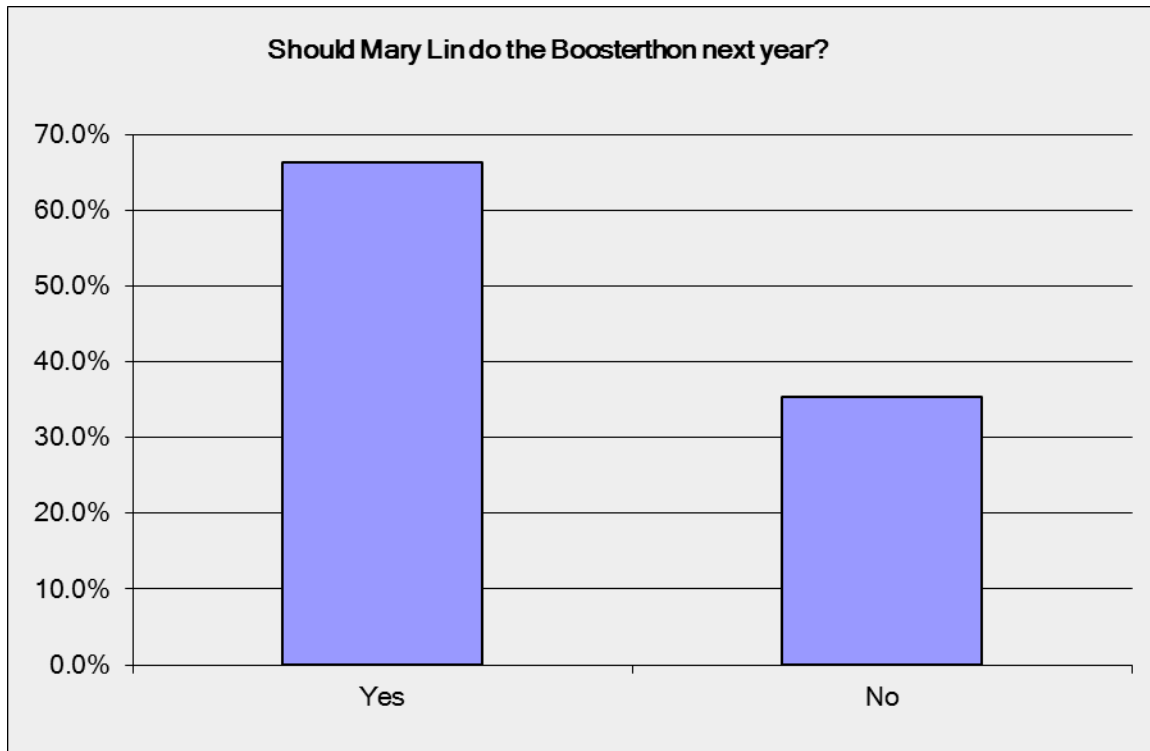


**Q3: Should Mary Lin do the Boosterthon next year?**

<b>Should Mary Lin do the Boosterthon next year?</b>		
<b>Answer Options</b>	<b>Response Percent</b>	<b>Response Count</b>
Yes	66.3%	122
No	35.3%	65
Other (please specify)		41
<b><i>answered question</i></b>		<b>184</b>
<b><i>skipped question</i></b>		<b>0</b>

Other/Detailed Reponses: 41

- Yes = 13
- Maybe = 15
- No = 13



Q4: If you think no (to Boosterthon), please write in other alternative fundraising options and ideas.

If you think no, please right in other alternative fund raising options & ideas:		
Answer Options	Response Count	
	65	
<i>answered question</i>	<b>65</b>	
<i>skipped question</i>	<b>119</b>	

Other/Detailed Reponses: 65

- In-House Fun Run = 19
- Annual Giving Campaign = 12
- Auction = 8
- Innisbrook Gift Wrap = 5
- Boosterthon = 6
- Best One Fundraiser = 3
- Comment/No Clear Suggestion = 7
- Other = 5

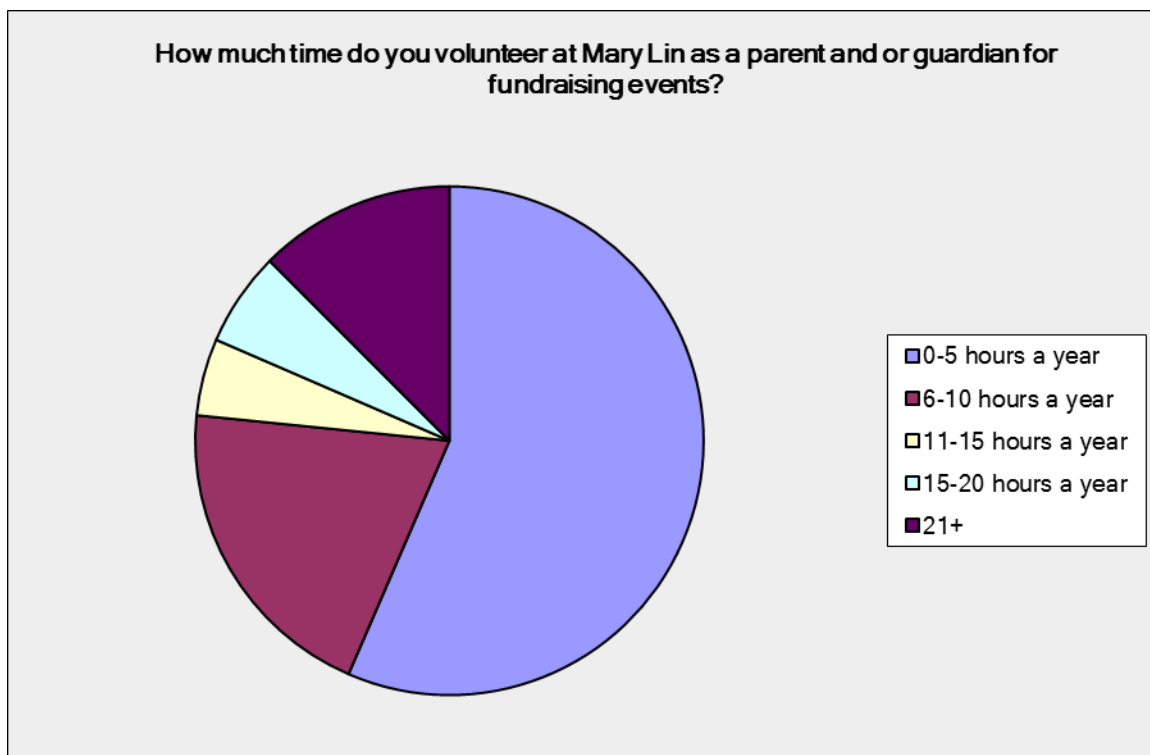
**Q5: How much time do you volunteer at Mary Lin as a parent and/or guardian for fundraising events?**

**How much time do you volunteer at Mary Lin as a parent and or guardian for fundraising events?**

Answer Options	Response Percent	Response Count
0-5 hours a year	56.5%	104
6-10 hours a year	20.1%	37
11-15 hours a year	4.9%	9
15-20 hours a year	6.0%	11
21+	12.5%	23
Other (please specify)		28
<b>answered question</b>		<b>184</b>
<b>skipped question</b>		<b>0</b>

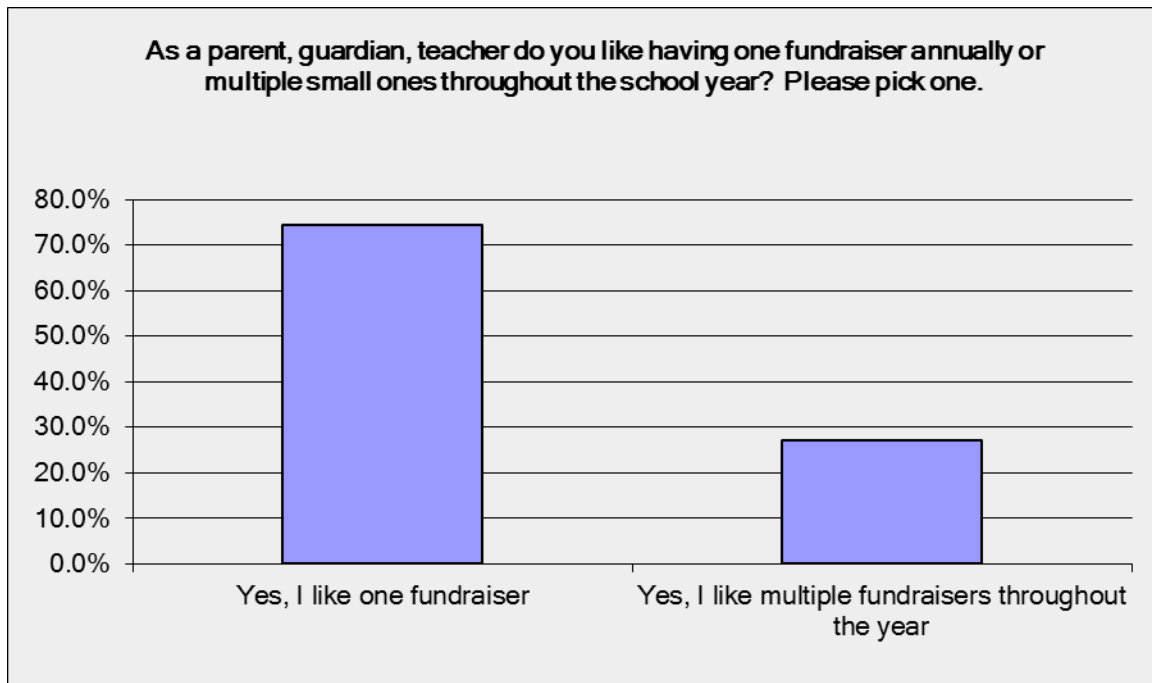
Other/Detailed Responses: 28

Of the 28 detailed responses, 13 responses showed evidence that the volunteering is in fact not related to fundraising.



Q6: As a parent, guardian, &/or teacher – do you like having one fundraiser annually or multiple small ones throughout the school year? Please pick one.

As a parent, guardian, teacher do you like having one fundraiser annually or multiple small ones throughout the school year? Please pick one.		
Answer Options	Response Percent	Response Count
Yes, I like one fundraiser	74.5%	137
Yes, I like multiple fundraisers throughout the year	27.2%	50
<b>answered question</b>		<b>184</b>
<b>skipped question</b>		<b>0</b>



Q7: Please list your favorite Lin Fundraisers in the past that you have participated in.

Please list your favorite Lin Fundraisers in the past that you have participated in the past.	
Answer Options	Response Count
	104
<i>answered question</i>	<b>104</b>
<i>skipped question</i>	<b>80</b>

Other/Detailed Responses: 104

- Responses that are **Not Fundraising** volunteer hours = 20
- Auction = 31
- Boosterthon = 21
- New Parent = 10
- Book Fair = 7
- Innisbrook Gift Wrap = 6
- Cookie Dough = 4
- Comment/No Clear Suggestion = 3
- Dine Outs = 2
- Annual Giving Campaign = 2
- Consignment Sale = 2
- Other = 2

Q8: Would you be willing to Chair a Fundraising Event?

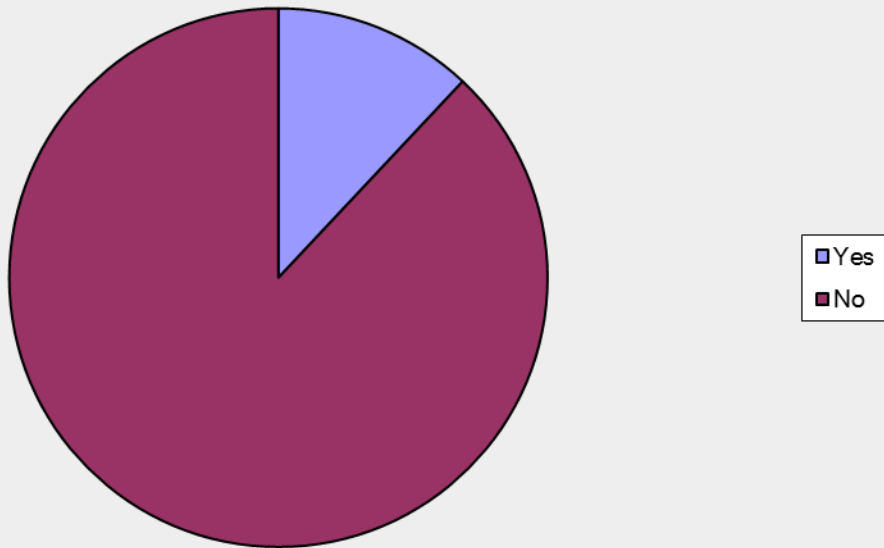
### Would you be willing to Chair a Fundraising Event?

Answer Options	Response Percent	Response Count
Yes	12.0%	22
No	88.0%	162
Other (please specify)		31
<b>answered question</b>		<b>184</b>
<b>skipped question</b>		<b>0</b>

Other/Detailed Responses: 31

- Yes = 4
- Maybe = 7
- No = 15
- N/A = 5

### Would you be willing to Chair a Fundraising Event?

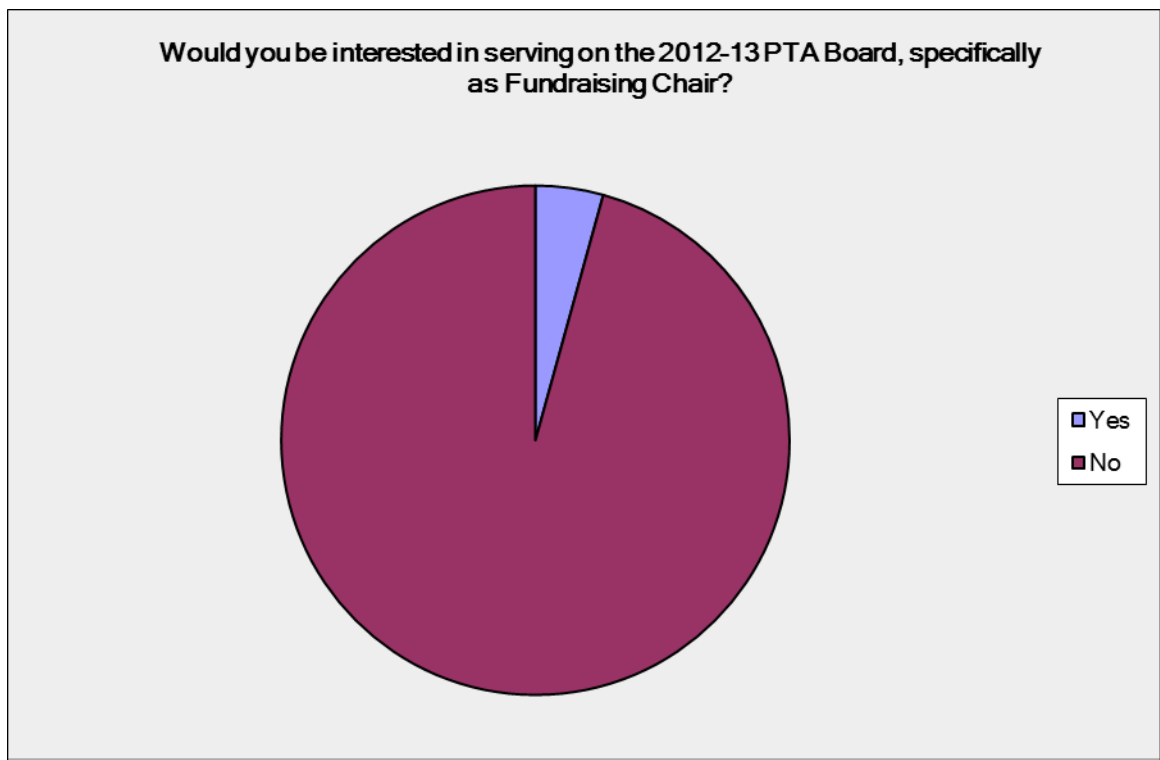


**Q9: Would you be interested in serving on the 2012-13 PTA Board, specifically as Fundraising Chair?**

<b>Would you be interested in serving on the 2012-13 PTA Board, specifically as Fundraising Chair?</b>		
<b>Answer Options</b>	<b>Response Percent</b>	<b>Response Count</b>
Yes	4.3%	8
No	95.7%	176
Other (please specify)		24
<b>answered question</b>		<b>184</b>
<b>skipped question</b>		<b>0</b>

Other/Detailed Responses: 24

- Yes = 1
- Maybe = 4
- No = 14
- N/A = 5



**Q10: Comments and Suggestions**

**76 Total Responses**

- Pro Boosterthon = 19
- Boosterthon with Revisions = 4
- Anti Boosterthon = 6
- Positive Feedback = 13
- Negative Feedback = 5
- Other = 29